


Local Plans Review

Themes and Priorities

Process

Process

1. "PREP" INVENTORY



[WHAT IS AVAILABLE WITHIN
CERTAIN LOCAL PLAN TYPES
SINCE MAY 2008?]

FILTER



[MOST COMPREHENSIVE
SNAPSHOT OF MUNICIPAL VISION]


IDENTIFY PLAN FOR REVIEW



Master Plan =
*Most comprehensive
and most available*

3. "COMPILE AND SYNTHESIZE"

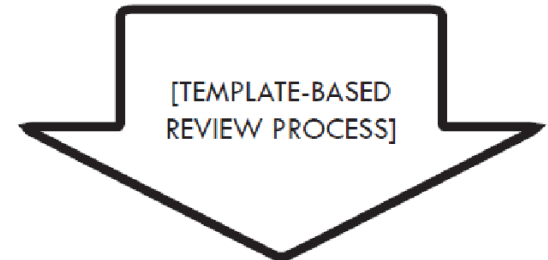
DETERMINE PATTERNS




**REGIONAL LEVEL
SUBREGIONAL LEVEL
COMMUNITY TYPE**

2. "REVIEW"

REVIEW PLANS



PRODUCE SUMMARIES



[MATRIX]

[SPATIAL DIAGRAM]

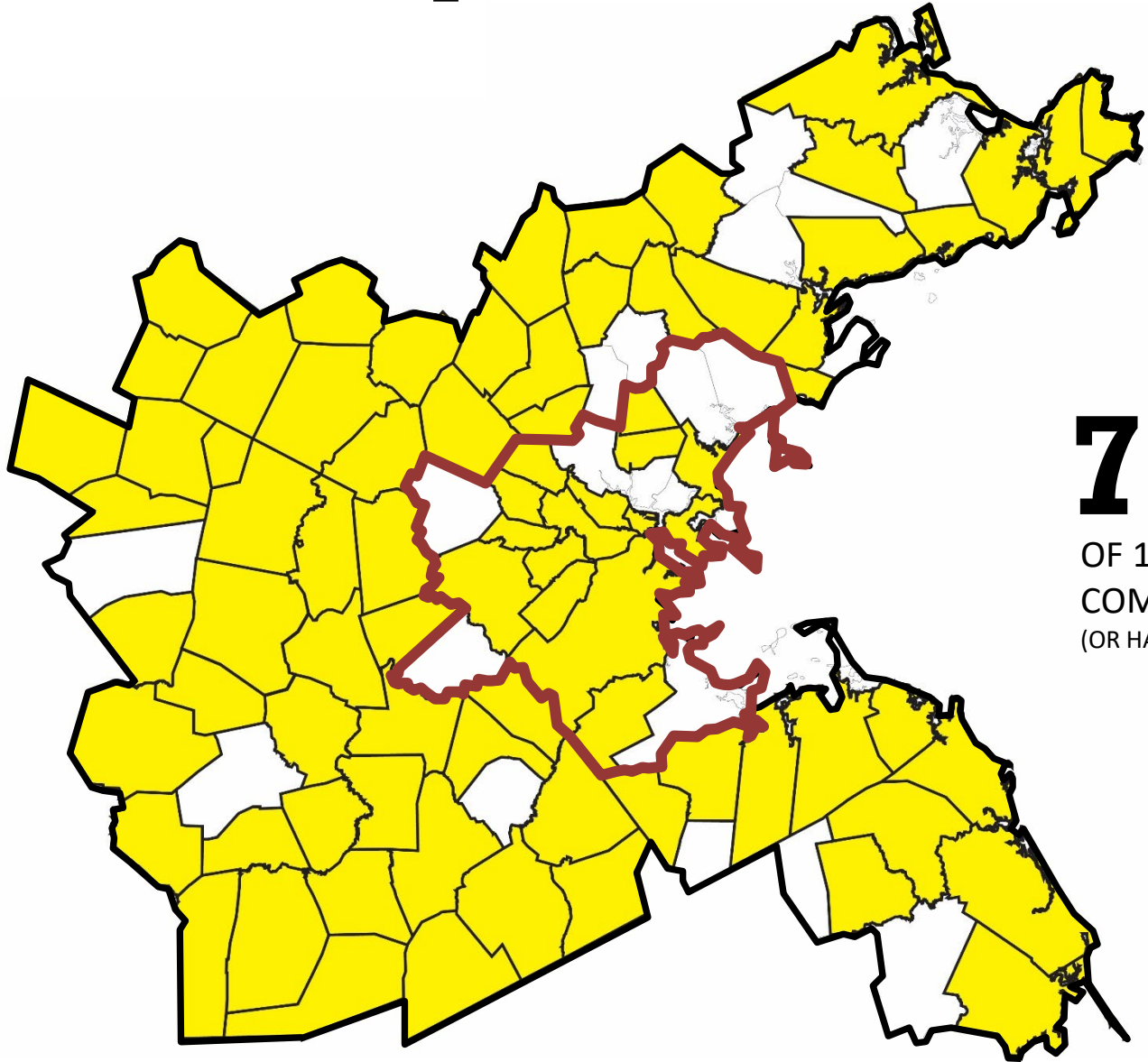
1 PER MUNICIPALITY



Municipalities with a Master Plan

Subregion	# of Municipalities	Municipalities with no Master Plan	# of Master Plans
INNER CORE	20	9	11
NORTH SHORE TASK FORCE	16	6	10
SOUTH SHORE COALITION	13	4	9
NORTH SUBURBAN PLANNING COUNCIL	9	2	7
MINUTEMAN ADVISORY GROUP ON INTERLOCAL COORDINATION	13	0	13
METROWEST REGIONAL COLLABORATIVE	9	2	7
SOUTH WEST ADVISORY PLANNING COMMITTEE	9	0	9
THREE RIVERS INTERLOCAL COUNCIL	12	1	11
TOTAL	101	24	77

Municipalities with a Master Plan




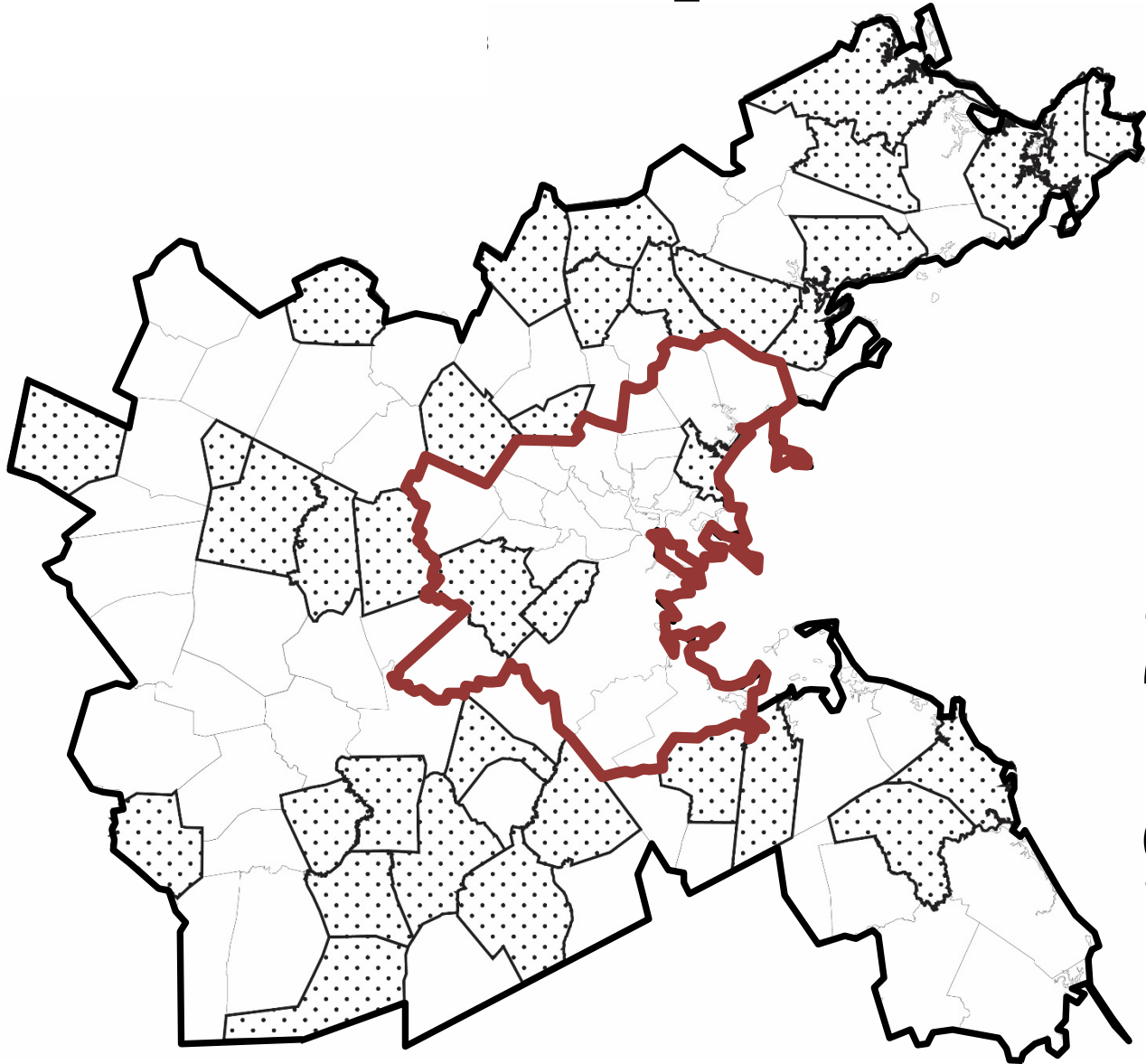
77

OF 101 MUNICIPALITIES HAVE
COMPLETED A MASTER PLAN
(OR HAVE A MASTER PLAN IN PROGRESS)

Municipalities with a Master Plan

Subregion	# of Municipalities	Municipalities with no Master Plan	# of Master Plans	# of Master Plans (prior to 5/2008)	# of Master Plans (in progress)	# of Master Plans Reviewed
INNER CORE	20	9	11	2	1	8
NORTH SHORE TASK FORCE	16	6	10	7	0	3
SOUTH SHORE COALITION	13	4	9	4	0	5
NORTH SUBURBAN PLANNING COUNCIL	9	2	7	3	2	2
MINUTEMAN ADVISORY GROUP ON INTERLOCAL COORDINATION	13	0	13	1	4	8
METROWEST REGIONAL COLLABORATIVE	9	2	7	2	0	5
SOUTH WEST ADVISORY PLANNING COMMITTEE	9	0	9	4	0	5
THREE RIVERS INTERLOCAL COUNCIL	12	1	11	3	2	6
TOTAL	101	24	77	26	9	42

Master Plan Completed Prior to May 2008



MAY 2008

26

OF 77 PLANS COMPLETED
PRIOR TO MAY 2008

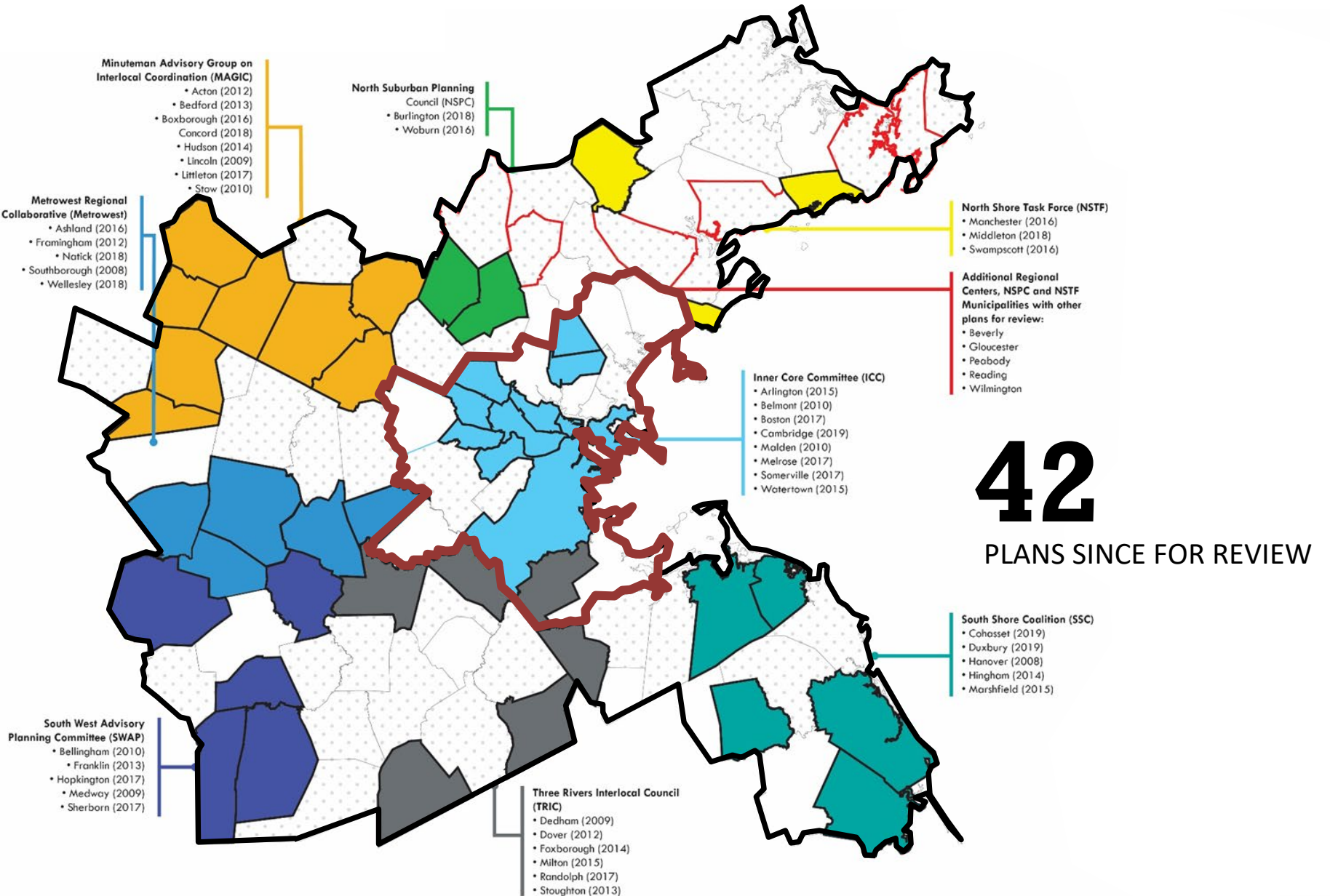
9

OF 77 PLANS
CURRENTLY
UNDERWAY

Municipalities with a Master Plan

Subregion	# of Municipalities	Municipalities with no Master Plan	# of Master Plans	# of Master Plans (prior to 5/2008)	# of Master Plans (in progress)	# of Master Plans Reviewed
INNER CORE	20	9	11	2	1	8
NORTH SHORE TASK FORCE	16	6	10	7	0	3
SOUTH SHORE COALITION	13	4	9	4	0	5
NORTH SUBURBAN PLANNING COUNCIL	9	2	7	3	2	2
MINUTEMAN ADVISORY GROUP ON INTERLOCAL COORDINATION	13	0	13	1	4	8
METROWEST REGIONAL COLLABORATIVE	9	2	7	2	0	5
SOUTH WEST ADVISORY PLANNING COMMITTEE	9	0	9	4	0	5
THREE RIVERS INTERLOCAL COUNCIL	12	1	11	3	2	6
TOTAL	101	24	77	26	9	42

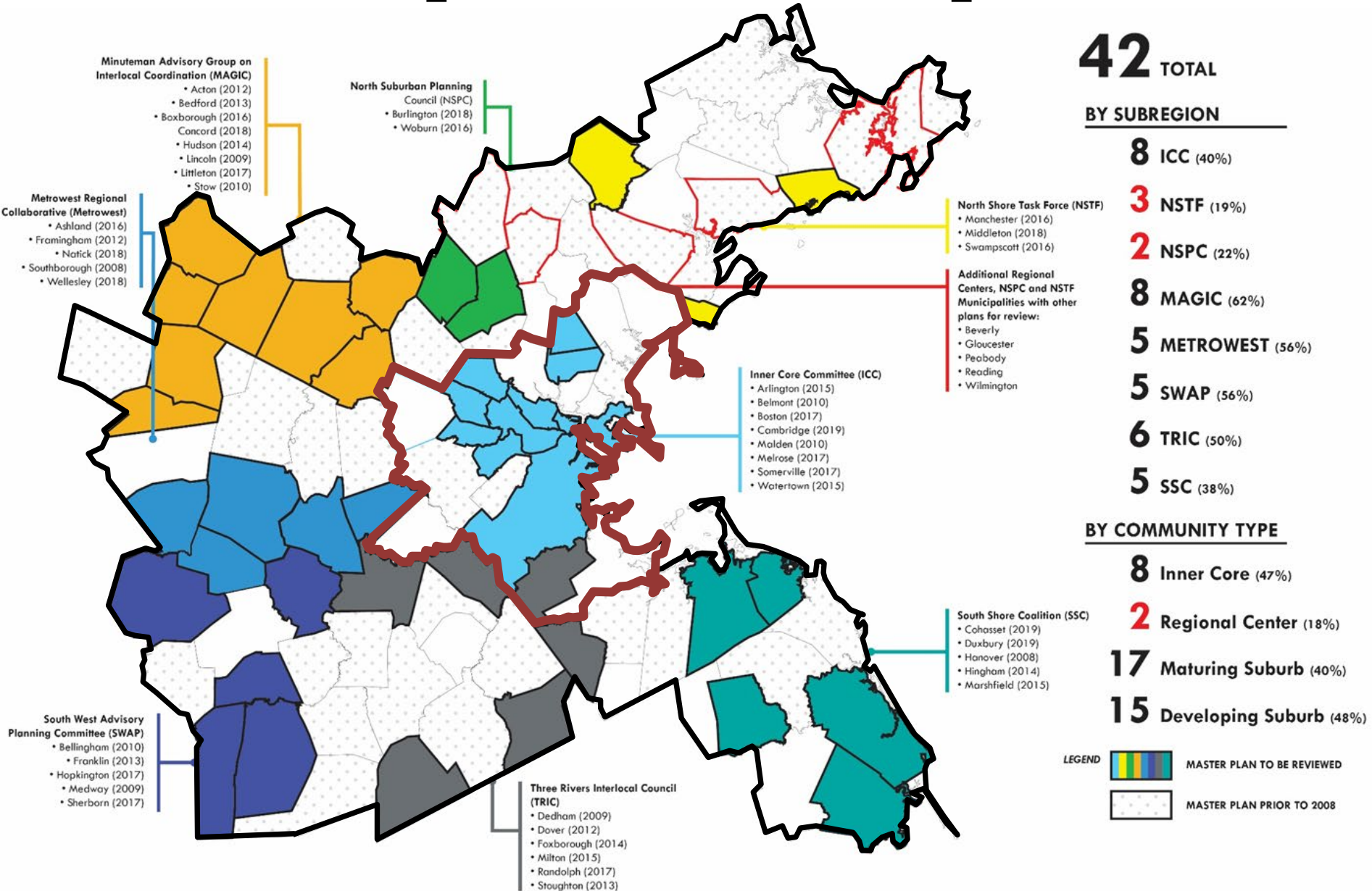
Master Plans Identified for Review






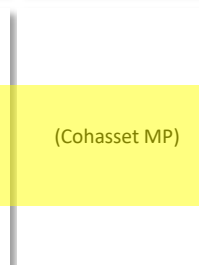





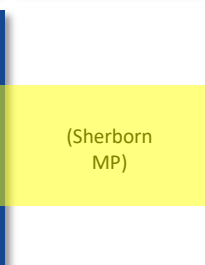























42

PLANS SINCE FOR REVIEW

Representative Sample





Example from a Summary

Topic	Priority Summary	Stated Plan Priorities	Source	Additional References	Source Type	Frequency Count	Municipality	Subregion	Community Type
Equity of Wealth and Health	Expand local businesses and jobs	"Promote local businesses that enhance and contribute to Burlington's town-scale character with jobs, goods and services for its residents and other enterprises in the community," "Promote town-oriented businesses that provide services, employment, and market opportunities for small enterprises," "Benefit of having a broad array of community-serving businesses, including some small, local operations, in contrast to chain stores."	pg 8	78, 128	Guiding Principles; EcDev Recs; Town Center Strategy	3	Burlington	North Shore Planning Council (NSPC)	Mature Suburb
Equity of Wealth and Health	Support new and existing businesses	"Provide a supportive environment for businesses and institutions that contribute to the economic base and quality of life for Burlington residents," "Support the ability of Burlington's enterprises and institutions to adapt to changing market and service conditions," "...support market entry and innovation of new businesses."	pg 9	78-79	Guiding Principles; EcDev Recs	2	Burlington	North Shore Planning Council (NSPC)	Mature Suburb
Equity of Wealth and Health	Enable new and amenity-adjacent office space	"...demand for office space...[the] desired labor force increasingly demands work environments that include...live-work-play consideration...expected to become increasingly relevant for suburban communities like Burlington as more Millennials consider housing options," "...regulatory steps to preserve and expand the supply of relatively inexpensive spaces that can be adapted to innovative uses and operations."	pg 76	78-79	EcDev: Components for Future Success; EcDev Recs	2	Burlington	North Shore Planning Council (NSPC)	Mature Suburb
Equity of Wealth and Health	Enable reinvestment in businesses	"...should attract and support significant reinvestment in existing, developed areas...include providing a regulatory environment that promotes a clear and predictable review and approval process for those types of projects and related improvements..."	pg 78		EcDev Recs	1	Burlington	North Shore Planning Council (NSPC)	Mature Suburb
Equity of Wealth and Health	Encourage job training programs	"Promote locally-available education and training programs that serve businesses, institutions, and the workforce in Burlington...include coordination among its own school programs, the Massachusetts community college and higher education network, and other regional associations and institutions."	pg 79		EcDev Recs	1	Burlington	North Shore Planning Council (NSPC)	Mature Suburb
Equity of Wealth and Health	Maintain education quality and improve capacity	"Provide excellent education..." "...public schools have been unable to accommodate the demand for some services."	pg 9	143	Guiding Principles; Services & Facilities Today	2	Burlington	North Shore Planning Council (NSPC)	Mature Suburb
Equity of Wealth and Health	Provide equity-conscious programming	"Sponsor and promote municipal programming and services for veterans, senior citizens, children and teenagers, disabled and disadvantaged community members," "Connect Burlington's diverse and dynamic public spaces and programs to create...inclusive social interaction."	pg 9	114	Guiding Principles; Open Space Recs	2	Burlington	North Shore Planning Council (NSPC)	Mature Suburb
Equity of Wealth and Health	Improve accessibility for disabled community	"In many locations, the crosswalk and sidewalk conditions have few or no provisions for handicapped accessibility."	pg 50	56	Transpo; Transpo Recs	2	Burlington	North Shore Planning Council (NSPC)	Mature Suburb
Equity of Wealth and Health	Encourage walking and biking for public health	"Alternate modes [of transportation]...contribute to public health by supporting walking and biking."	pg 52		Managing Transpo in the Future	1	Burlington	North Shore Planning Council (NSPC)	Mature Suburb
Climate Mitigation and Resiliency	Increase town stewardship of natural resources	"Enhanced public stewardship can further protect and enhance the environmental benefits of these [natural] resources," "...expand its environmental stewardship through policies and actions that preserve and enhance its natural resources and diminish negative impacts that affect the environment..." "...build on the Conservation Commission's role in protecting wetlands to encourage natural resource protection."	pg 6	7, 8, 37, 83, 90, 93, 113	Insight; Foresight; Guiding Principles; Land Use Recs; Natural Resources Today; Enriching the Town's Resources; Natural Resources Recs; Open Space Recs	8	Burlington	North Shore Planning Council (NSPC)	Mature Suburb
Climate Mitigation and Resiliency	Open space acquisition and protection	"Preserve open space through acquisition or other measures to protect and link natural resources to contribute to the Town's character," "...continue to preserve and enhance its open space resources as an important proportion of its land...[through] active acquisition and regulatory measures..." "...current inventory of open space...should be expanded..." "One possible method is redesigning landscape area at roadway intersections."	pg 8	31, 37, 91, 110-111, 113, 133, 134	Guiding Principles; Land Use Opportunities; Land Use Recs; Enriching the Town's Resources; Enhancing Quality of Life; Open Space Recs; Town Center Strategy; Town Center Recs	8	Burlington	North Shore Planning Council (NSPC)	Mature Suburb
Climate Mitigation and Resiliency	Preserve habitats, manage invasive species	"...protect habitats..." "...The preservation and enrichment of its remaining resources is critical to maintain wildlife habitat..." "...develop an invasive species management plan...and conservation permits could include requirements for invasive species management," "Tree Protection Bylaw," "...create corridors to connect wildlife habitats..."	pg 37	83, 91, 93, 110, 113	Land Use Recs; Natural Resources Today; Enriching the Town's Resources; Natural Resources Recs; Enhancing Quality of Life; Open Space Recs	6	Burlington	North Shore Planning Council (NSPC)	Mature Suburb
Climate Mitigation and Resiliency	Environmentally-conscious development practices	"Environmental capacity can be expanded through innovative technologies and state-of-the-art practices such those associated with Low Impact Development," "...more compact, environmentally responsive site development..." "...guide new development so that it employs landscaping and site design practices that purposefully create new habitats and contribute to a diverse, sustainable natural environment."	pg 7	30, 37, 91, 93	Foresight; Land Use Opportunities; Land Use Recs; Enriching the Town's Resources; Natural Resources Recs	5	Burlington	North Shore Planning Council (NSPC)	Mature Suburb
Climate Mitigation and Resiliency	Improve resiliency for storms and extreme climate	"...actively enhance its resiliency from future storms and climate-related events in concert with emerging studies, programs and projections," "Land use planning can contribute to Burlington's resiliency in the face of potential climate change and increased extreme weather events," "...resiliency policies, regulations and investments that will reduce potential damage..." "...increase preparedness for emergency response disaster operations."	pg 7	31, 52, 90, 93, 110, 145, 147	Foresight; Land Use Opportunities; Managing Transpo in the Future; Enriching the Town's Resources; Natural Resources Recs; Enhancing Quality of Life; Maintaining a Quality Future; Services & Facilities Recs	8	Burlington	North Shore Planning Council (NSPC)	Mature Suburb
Climate Mitigation and Resiliency	Manage flooding and stormwater impact	"Development controls attentive to flood-prone areas will reduce property damage and...benefits...insurance rates for businesses..." "...previous development along...waterways and affiliated wetlands has created flooding...concerns..." "...identification and preservation of lands that will contribute to storm water management..." "...creating a stormwater utility in lieu of property taxes to fund stormwater management."	pg 77	84, 90, 93, 145, 147	EcDev: Components of Future Success; Natural Resources Today; Enriching the Town's Resources; Natural Resources Recs; Maintaining a Quality Future; Services & Facilities Recs	6	Burlington	North Shore Planning Council (NSPC)	Mature Suburb
Climate Mitigation and Resiliency	Improve water quality and availability	"...enhance water quality..." "WasDEP's SWAP Report for Mill Pond Reservoir noted that it is moderately susceptible to contamination, based on threats posed by nearby land uses," "Protect the town's clean water through actions and regulations that address both the ground water and watershed resources," "...issues surrounding drinking water quality and quantity."	pg 37	83, 93, 143, 147	Land Use Recs; Natural Resources Today; Natural Resources Recs; Services & Facilities Today; Services & Facilities Recs	5	Burlington	North Shore Planning Council (NSPC)	Mature Suburb
Climate Mitigation and Resiliency	Prevent pollution	"Conserve the value of lands...including the protection of our natural resources and the prevention of...pollution..." "...previous development along...waterways and affiliated wetlands has created...pollution concerns..." "...protection of surface water from an increased level of pollutants during storm events."	pg 8	84, 91, 147	Guiding Principles; Natural Resources Today; Enriching the Town's Resources; Services & Facilities Recs	4	Burlington	North Shore Planning Council (NSPC)	Mature Suburb
Climate Mitigation and Resiliency	Energy consumption/renewables	"...reduce dependency on non-renewable fuels and consumption of resources without offsetting benefits..." "...The Town's buildings and equipment could increase energy efficiency and sustainability through energy and waste audits and purchasing fuel-efficient municipal vehicles. An alternative energy feasibility study could review the potential for alternative energy installations at municipal facilities."	pg 8	37, 146	Guiding Principles; Land Use Recs; Maintaining a Quality Future	3	Burlington	North Shore Planning Council (NSPC)	Mature Suburb
Climate Mitigation and Resiliency	Energy efficient construction	"Land use regulations can also guide energy-efficient housing construction and renovation. Such policies would boost sustainability and resiliency, while helping lower utility costs," "Energy efficient buildings have life-cycle benefits for building owners and reduce consumption of scarce resources."	pg 64	77	Towards Increased Housing Choice; EcDev: Components of Future Success	2	Burlington	North Shore Planning Council (NSPC)	Mature Suburb

Local Plan Priorities

Top 20 Local Planning Priorities

(BASED ON A REGIONALLY REPRESENTATIVE SAMPLE OF 47 MUNICIPALITIES' LOCAL PLANS)

1. **Improve multimodal connections** (94)*
2. **Preserve and manage open space** (88)
3. **Invest in facilities/property** (73)
4. **Preserve history** (66)
5. **Efficiently deliver services** (66)
6. **Focus redevelopment** (59)
7. **Produce affordable housing** (53)
8. **Improve transit** (51)
9. **Improve communication and engagement** (50)
10. **Expand housing type diversity** (46)
11. **Coordinate regionally** (46)
12. **Encourage sustainable development** (43)
13. **Collaborate with partners** (43)
14. **Address traffic congestion** (42)
15. **Encourage downtown investment** (41)
16. **Encourage context appropriate development** (41)
17. **Protect water sources and quality** (40)
18. **Encourage commercial growth** (40)
19. **Protect natural resources** (36)
20. **Improve walkability** (34)

LEGEND FOR TOPIC COLORS:

Equity of Wealth and Health - 0

Climate Mitigation and Resiliency - 4

Homes for All - 2

Inclusive Growth and Mobility - 8

Dynamic and Representative Government - 5

Open Topic - 1

**Note: indicates the number of rows of entries included for each
priority*

Top 5 Local Planning Priorities by Topic

(BASED ON A REGIONALLY REPRESENTATIVE SAMPLE OF 47 MUNICIPALITIES' LOCAL PLANS)

► Equity of Wealth and Health

1. Provide economic development resources (32)*
2. Improve public health and safety (31)
3. Support education programs (25)
4. Support small businesses (25)
5. Expand local job opportunities (23)

► Climate Mitigation and Resiliency

1. Preserve and manage open space (88)
2. Encourage sustainable development (43)
3. Protect water sources and quality (40)
4. Protect natural resources (36)
5. Reduce and manage energy use (32)

► Homes for All

1. Produce affordable housing (53)
2. Expand housing type diversity (46)
3. Preserve housing and character (28)
4. Concentrate location of housing investment (28)
5. Expand housing resources (26)

► Inclusive Growth and Mobility

1. Improve multimodal connections (94)
2. Focus redevelopment (59)
3. Improve public transit (51)
4. Address traffic congestion (42)
5. Encourage downtown investment (41)

► Dynamic and Representative Government

1. Invest in facilities/ property (73)
2. Efficiently deliver services (66)
3. Improve communication and engagement (50)
4. Coordinate regionally (46)
5. Collaborate with partners (43)

► Open Topic

1. Preserve history (66)
2. Expand recreation and programs (34)
3. Encourage arts and culture (28)
4. Preserve community character (26)
5. Protect rural features (13)

**Note: indicates the number of rows of entries included for each priority*

All Regional Priorities by Topic

(BASED ON A REGIONALLY REPRESENTATIVE SAMPLE OF 47 MUNICIPALITIES' LOCAL PLANS)

► Equity of Wealth and Health

1. Provide economic development resources (32*)
2. Improve public health and safety (31)
3. Support education programs (25)
4. Support small businesses (25)
5. Expand local job opportunities (23)
6. Encourage diversity (21)
7. Support senior populations (14)
8. Support workforce development (14)
9. Grow innovation/creative economy (13)
10. Improve services (12)
11. Improve accessibility (10)
12. Support local businesses (10)
13. Strengthen tax base (9)
14. Support home occupations (7)
15. Strengthen community (3)
16. Improve access to healthy food (2)
17. Strengthen social equity (2)

**Note: indicates the number of rows of entries included for each priority*

All Regional Priorities by Topic

(BASED ON A REGIONALLY REPRESENTATIVE SAMPLE OF 47 MUNICIPALITIES' LOCAL PLANS)

► Climate Mitigation and Resiliency

1. Preserve and manage open space (88*)
2. Encourage sustainable development (43)
3. Protect water sources and quality (40)
4. Protect natural resources (36)
5. Reduce and manage energy use (32)
6. Raise environmental awareness (29)
7. Prepare for climate change (27)
8. Manage surface water (22)
9. Protect wildlife (19)
10. Increase renewable energy use (18)
11. Increase open space access (15)
12. Protect air quality (14)
13. Improve infrastructure (12)
14. Protect and care for trees (10)
15. Reduce and manage waste (10)
16. Increase sustainability of facilities (9)
17. Protect coastal areas (9)
18. Promote sustainable farming (8)

**Note: indicates the number of rows of entries included for each priority*

All Regional Priorities by Topic

(BASED ON A REGIONALLY REPRESENTATIVE SAMPLE OF 47 MUNICIPALITIES' LOCAL PLANS)

► Homes for All

1. Produce affordable housing (53*)
2. Expand housing type diversity (46)
3. Preserve housing and character (28)
4. Concentrate location of housing investment (28)
5. Expand housing resources (26)
6. Increase senior housing (22)
7. Support vulnerable populations (17)
8. Preserve affordable housing (14)
9. Increase housing supply (12)
10. Promote mixed-use housing (11)
11. Improve housing quality (10)
12. Expand special needs housing (10)
13. Allow accessory units (9)
14. Align zoning (8)
15. Promote homeownership (7)
16. Continue public outreach (7)
17. Develop multifamily housing (6)
18. Work with housing partners (5)

**Note: indicates the number of rows of entries included for each priority*

All Regional Priorities by Topic

(BASED ON A REGIONALLY REPRESENTATIVE SAMPLE OF 47 MUNICIPALITIES' LOCAL PLANS)

► Inclusive Growth and Mobility

1. Improve multimodal connections (94*)
2. Focus redevelopment (59)
3. Improve public transit (51)
4. Address traffic congestion (42)
5. Encourage downtown investment (41)
6. Encourage context-sensitive development (41)
7. Encourage commercial growth (40)
8. Improve walkability (34)
9. Align zoning approaches (34)
10. Address parking (32)
11. Improve streetscapes (27)
12. Encourage mixed-use development (25)
13. Encourage sustainable growth patterns (20)
14. Attract investment (20)
15. Encourage bicycling (19)
16. Balance growth and impacts (18)
17. Encourage transit-oriented development (16)
18. Implement complete streets (14)

**Note: indicates the number of rows of entries included for each priority*

1. Mitigate technology impacts (14)
2. Encourage retail and restaurant growth (13)

All Regional Priorities by Topic

(BASED ON A REGIONALLY REPRESENTATIVE SAMPLE OF 47 MUNICIPALITIES' LOCAL PLANS)

► Dynamic and Representative Government

1. Invest in facilities/property (73*)
2. Efficiently deliver services (66)
3. Improve communication and engagement (50)
4. Coordinate regionally (46)
5. Collaborate with partners (43)
6. Strengthen finances (24)
7. Support staff resources (20)
8. Improve technology (12)
9. Align regulations (11)
10. Seek alternative funding (11)
11. Coordinate long term (7)
12. Promote public awareness of resources (7)

**Note: indicates the number of rows of entries included for each priority*

All Regional Priorities by Topic

(BASED ON A REGIONALLY REPRESENTATIVE SAMPLE OF 47 MUNICIPALITIES' LOCAL PLANS)

► Open Topic

1. Preserve history (66*)
2. Expand recreation and programs (34)
3. Encourage arts and culture (28)
4. Preserve community character (26)
5. Protect rural features (13)
6. Promote and manage tourism (9)
7. Maintain or improve aesthetics (4)
8. Promote coastal improvements (2)
9. Reinforce high quality of life (2)

**Note: indicates the number of rows of entries included for each priority*

Priorities by Subregion

Local Plans Update – 01/23/19

Top 5 Local Planning Priorities by Subregion

(BASED ON A REGIONALLY REPRESENTATIVE SAMPLE OF 47 MUNICIPALITIES' LOCAL PLANS)

► **Inner Core Committee (ICC)**

- 1. Improve multimodal connections (19)*
- 2. Encourage context-sensitive development (17)
- 3. Preserve and manage open space (15)
- 4. Preserve history (15)
- 5. Improve communication and engagement (13)

► **North Shore Task Force (NSTF)**

- 1. Preserve and manage open space (11)
- 2. Improve multimodal connections (9)
- 3. Attract investment (7)
- 4. Preserve history (6)
- 5. Improve walkability (5)

► **North Suburban Planning Council (NSPC)**

- 1. Improve multimodal connections (10)
- 2. Preserve and manage open space (10)
- 3. Produce affordable housing (7)
- 4. Invest in facilities/property (4)
- 5. Efficiently deliver services (4)

► **Minuteman Advisory Group on Interlocal Coordination (MAGIC)**

- 1. Invest in facilities/property (18)
- 2. Improve multimodal connections (16)
- 3. Improve public transit (16)
- 4. Preserve and manage open space (15)
- 5. Focus redevelopment (15)

► **MetroWest Regional Collaborative (MetroWest)**

- 1. Improve multimodal connections (17)
- 2. Efficiently deliver services (15)
- 3. Focus redevelopment (10)
- 4. Preserve and manage open space (9)
- 5. Encourage commercial growth (8)

► **South West Advisory Planning Committee (SWAP)**

- 1. Preserve and manage open space (9)
- 2. Coordinate regionally (8)
- 3. Encourage commercial growth (8)
- 4. Encourage sustainable development (7)
- 5. Preserve History (7)

► **Three Rivers Interlocal Council (TRIC)**

- 1. Preserve and manage open space (15)
- 2. Efficiently deliver services (14)
- 3. Encourage downtown investment (12)
- 4. Preserve history (10)
- 5. Invest in facilities/property (10)

► **South Shore Coalition (SSC)**

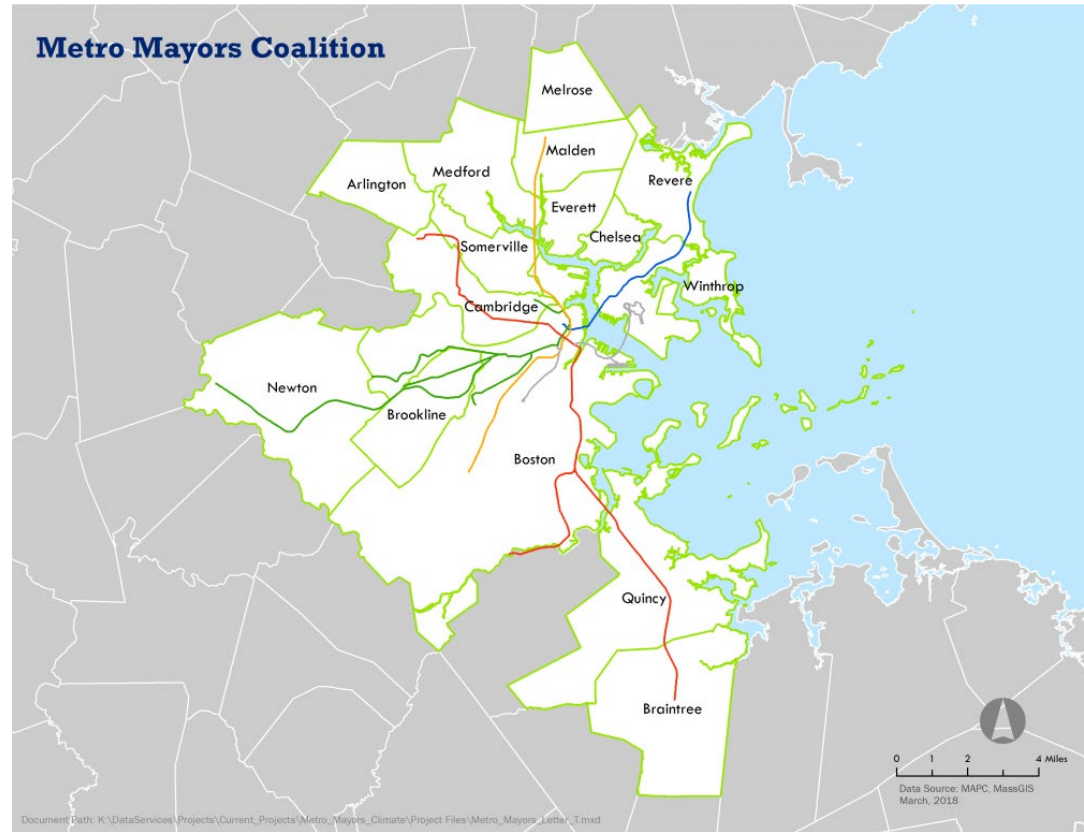
- 1. Invest in facilities/property (13)
- 2. Reduce and manage energy use (12)
- 3. Preserve history (10)
- 4. Improve multimodal connections (9)
- 5. Improve communication and engagement (7)

*Note: indicates the number of rows of entries included for each priority

Other Examples of Local Planning Issues

Metro Mayors Coalition

A **coalition** of cities and towns in the urban core of Metro Boston whose leaders gather to exchange information and create solutions to common problems, *including housing, the opioid crisis, and climate change*



Other Examples of Local Planning Issues, continued

MAPC Regional Indicators Project

Measures the region's progress towards achieving the goals of that MAPC set in MetroFuture, the previous regional plan completed in 2008.

Includes the State of Equity report, which details any changes in the documented disparities in the region between 2011 and 2017

What is MetroCommon 2050?

MetroCommon, Greater Boston's next long-range plan, will let those of us who live, work, and play here imagine and create the common future we want — together.

In developing the plan, we will engage thousands of people, and the insight of state and local officials and leaders will be pivotal. With your help, the plan will be bold and actionable, it will be right for the region, and it will lead to real change.

Value

A stated principle that can be referenced when determining how to make decisions. Values represent the type of organization we want to be. They shape MAPC's social consciousness and allow us to assess our execution of that social consciousness.

- ▶ **Equity**
- ▶ **Resilience**
- ▶ **Prosperity**
- ▶ **Stewardship**

Commitments to how we'll work

- ▶ **Creativity**
- ▶ **Partnerships**
- ▶ **Data-driven, evidence-based work**

MetroCommon × 2050

Process Timeline

2.5 years



Phase 1

What do we want for the region?
June 2018 - April 2019



Phase 2

What larger forces could help or hamper us?
May 2019 - October 2019



Phase 3

What can we do that will work?
November 2019 - March 2020



Phase 4


What recommendations and policies should we adopt?
April 2020 - October 2020



Phase 5

The Common work begins
November 2020 - February 2021

What you helped us accomplish in Phase 1



Hosted **5** listening session open houses
and **15** subregional breakfasts/lunches

Participated in **11** regional partner events

Collected **1,500+** comments on the
region's future

Formed **topical committees** on Scenario
Creation and Community Engagement

Drafted **goals** for the region in 2050

One-on-one meetings with most of you!



Phase 2:

Action Areas for the Plan

Breaking the plan into **5**
interdisciplinary action areas
(subject to change)


Equity of wealth and health

Housing for all

Inclusive and sustainable growth
and mobility

Climate change mitigation and
adaptation

Dynamic and representative
government



Up next in Phase 2:

Understanding regional systems and our key challenges/opportunities

- Action Area briefs with existing trends, systems, policies, and challenges/opportunities
- 3 regional speaker series/forums that introduce various action areas, offer our understanding of the situation, and ask for others' perspectives on current and future challenges and opportunities
- Creating narrative scenarios of what the future could entail
- Continuing research within each action area on existing and future trends



MetroCommon Goals

How are these goals structured?

High Level statement of desired future

Narrative description of what life is like

Numerous sub-goals

- ▶ Associated performance metrics
(placeholders right now)

Where do these goals come from?



Local Plan review of Master Plans/
comparable plans



MetroFuture Goals



MetroCommon public engagement



Breakout groups

Goals Feedback:

- What is missing?
- What do you think of the sub-goals and narratives?

Goal A: A Smaller Climate Footprint Our region is net zero carbon and relies on fossil-fuel free sources of renewable energy to meet our region’s energy demand.	Goal B: Ready for a Changing Climate Our region is prepared for - and is resilient to - the impacts of climate change.
Goal C: Getting Around Our transportation options are integrated, safe, affordable, and convenient. They get us where we want to go, when we want to get there with minimal impact on the environment.	Goal D: Homes for All We will have homes that meet our needs and that we can afford.
Goal E: A Healthy Environment Our region’s air, water, land, and other natural resources are clean and protected.	Goal F: Economic Security and Prosperity People in the region are economically secure, with sufficient financial resources to easily meet their needs and live fulfilling lives.
Goal G: Healthy and Safe Neighborhoods We are safe, healthy, and connected to each other.	Goal H: Thriving Arts, Culture, and Heritage Residents and visitors participate in and enjoy unique places and experiences that bring joy and foster diversity and social cohesion.
Goal I: Dynamic and Representative Governments State, regional, and local governments possess the capabilities and resources to deliver the services, supports, and leadership for the people of Greater Boston.	

Contact Information

Christian Brandt

cbrandt@mapc.org

617-933-0796

metrocommon.mapc.org